




Protection - Control - Identification - Tracking - Rfid solutions

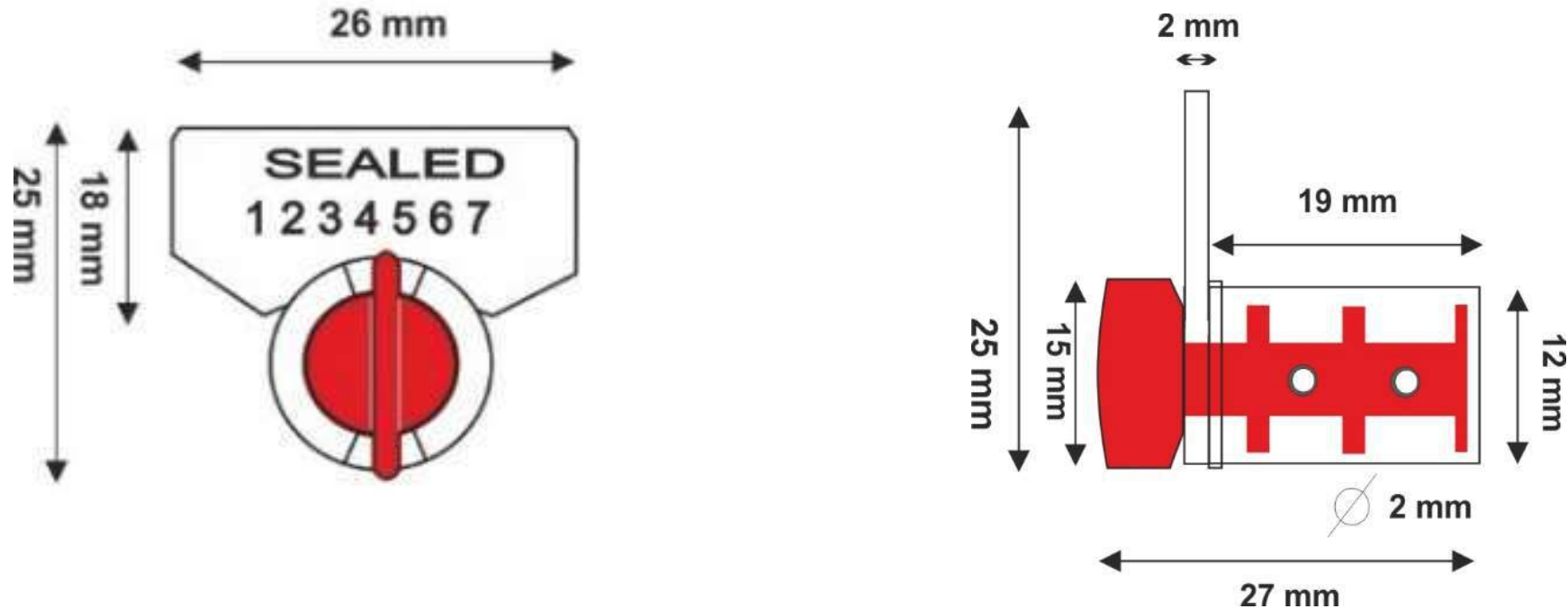
www.leghorngroup.com

Twistseal: Wire seal.

Made by LeghornGroup



Technical drawing



MATERIAL

- Body: Polycarbonate
- Handle: POM

PRINTING – Numbering and customisation

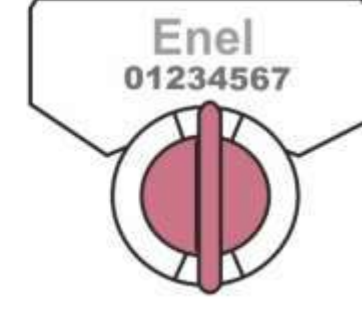
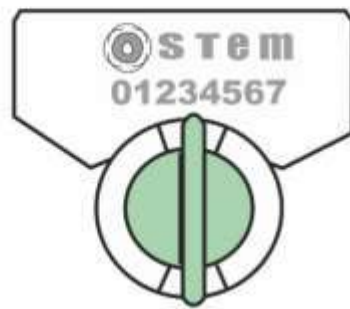
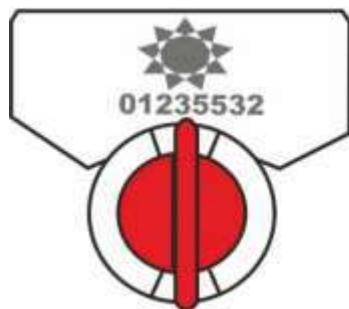
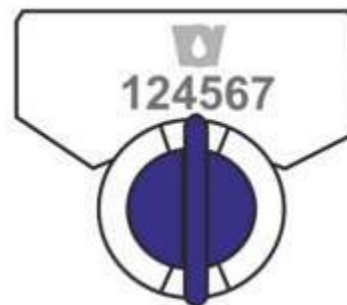
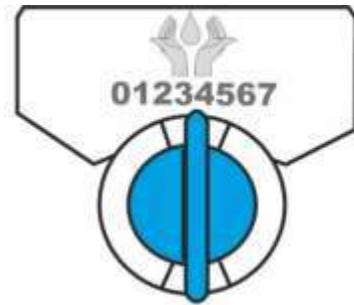
- LASER printing
 - Sequenced numbering up to 15 digits.
 - Customised up to 20 characters on one line
 - Logo customisation
 - Barcode possibility
- For special orders, logo on relief upon request



PACKAGING

- Carton: 1.000 seals in plastic bags of 100 pcs
- Carton size 40x23x23 cm – Carton weight: 4 kg (with 200mm sealing wire)
- Pallet size: 120x80x175 cm – Pallet weight: 400 kg
- Quantity per pallet: 100 cartons/100.000 pcs

Examples of laser marking and colours available



Marking available



**Twistseal
Standard**



**Twistseal
double
numbering**



**Twistseal
barcode**



**Twistseal
data matrix**

Sealing wires: All models



**Plastic
coated
stainless
steel wire**



**Stainless
stell wire**



**Galvanized
sealing wire**



**Nylon-copper
sealing wire**



Copper sealing wire



Grass sealing wire

TWIST SEAL is a wire seal, completely made by LeghornGroup.
Available also RFID version.

Specifications:

- **Easy application.**
- **Visual inspection of the seal closure** thanks to its sturdy and transparent polycarbonate body.
- **Hardly to be tampered with:** once it is closed it is impossible to tamper with; the sealing wire used for the closure has no chance of being removed and any attempt to tamper will be obvious.

Main applications:

- Suitable to be used to seal **water, gas and electricity meters.**
- Frequently used in the **refinery** and **oil distribution/transport** sector.

How to use it?

Once the sealing wire is inserted in the appropriate holes, by turning the handle of the seal for 360° the seal will be closed and we suggest to snap off the handle for higher security.

For further information:

<https://www.leghorngroup.com/security-meter-seal-twist-seal//>

How to use it



Once the sealing wire is inserted in the appropriate...



...holes, by turning the handle of the seal for 360° the seal will be closed and we suggest to snap off the handle for higher security



To remove the Twistseal, break the wire with a nipper.



Protection - Control - Identification - Tracking - Rfid solutions

www.leghorngroup.com

FINDUS@

info@leghorngroup.com



LeghornGroup s.r.l.

34/36 Via degli Arrotini

57121 Livorno (LI) Italy

www.leghorngroup.com

info@leghorngroup.com

LeghornGroup – India
www.leghorngroup.in

LeghornGroup – Italy
www.leghorngroup.it

LeghornGroup – U.S.A.
www.leghorngroup.com

LeghornGroup – Belgium
www.leghorngroup.be
www.leghorngroup.nl

LeghornGroup – Czech Republic
www.leghorngroup.cz
www.leghorngroup.pl

LeghornGroup – Greece
www.leghorngroup.gr

LeghornGroup – Republic of
Moldova
www.leghorngroup.ro

LeghornGroup – España
www.leghorngroup.es